



www.oceanwoodturners.com

A Chapter of



www.woodturner.org

CLUB OFFICERS

President

Wayne Collins

turner9254@aol.com

Vice President

Gene Amaral

amaral21@verizon.net

Secretary

Garet Holcomb

garet@oceanwoodturners.com

Treasurer

Bob Hopkins

hopkins_bob@cox.net

Newsletter and Minutes of the March 19, 2015 meeting



Sawdust & Shavings:

Wayne Collins

We had an excellent meeting! I was glad to see the great interest in the hollowing demo we had.

I'm looking forward to getting both the Ray Lanham and the ACKpack gallery events done. These are the kind of things we need to continue working on.

Wayne

UPCOMING EVENTS:

ACKpack Gallery Event

Reception: April 10, 2015, 5-8pm

Demo & Sales: April 11, 2015, 9am - 1pm

Hope Artiste Village

1005 Main Street #8229-A, Pawtucket, RI

April Meeting

April 16th, 2015, 7:00 PM

Keeseh Studio

42 Rice St., Providence, RI 02907

Ray Lanham

Demo: April 16th meeting

Class: Saturday. April 18, 2015, Keeseh

12:30pm - 3:30pm, Tuition \$35

Secretary's Notes

Garet Holcomb

It's springtime!

We're working to get membership on the rise by concentrating on our outreach programs and by increasing awareness of the club through the demos and Gallery Event. If you have ideas on how we can increase awareness even further, please bring it up at the next meeting!

The Club now accepts PayPal for dues. There's a link at the OW website:

<http://www.oceanwoodturners.com/dues.cfm>

Treasurer's Report

Bob Hopkins

Bob didn't make it to the meeting, but reported to Wayne that the current club balance is **\$1048.38**.

***Dues:** Club dues are \$25 annually. For members who wish to have a printed Newsletter mailed to them monthly, there is an annual charge of \$5 to cover postage, payable with club dues.*

All payments should be mailed to:

**Bob Hopkins
48 Tilbury Drive,
Bristol, RI 02809**

Meeting Minutes – Old Business

Wayne opened the meeting with 22 members present

Gallery Event – Gail made up some postcards to advertise the gallery event on April 10–11. Please come down and join us at Hope Artiste and help raise awareness for the Club! Please see the article in this newsletter for details.

Lincoln Park Comet wood – Wayne still has several pieces of the Lincoln Park coaster wood for members who want to participate. For every piece you turn and present to the Club, you can keep a piece of the historic wood for your own projects. The pieces are being sold for the benefit of the Greater New Bedford Boys and Girls Club and other charities. Contact Wayne if you'd like to participate.

North Woods – We have a couple of pieces of the donated Maple. The wood was donated by North Woods in Oregon, and turned pieces are to be sold for Club benefit. Please contact Wayne if you'd like to participate.

Pen Kits – Dick Cady sent 60 pens for use by the Club, to be donated. Thanks, Dick!

Outreach – Chuck P. and Wayne met to go over contacts for newspapers and local television stations, so we can raise awareness for the club by getting our info in the local news outlets. Garet wrote and submitted a press release for the Ray Lanham demo; we'll see how it goes!

Ray Lanham – The demo and class are set up for the meeting night and the following Saturday, respectively. Please see the article in this newsletter for details. class.

Meeting Minutes – New Business

Open Turning – Keeseh has agreed to allow us access to the building on the first Thursday of the month for open turning. Hone your skills, learn from other members, and teach what you know! This can be a regular thing with enough interest from the Club membership. There's no cost to members for this.

A/V Equipment – Mike Murray has donated a large-screen TV for use by the Club. Wayne will see about a mounting bracket and permission from Keeseh to mount the screen on the wall. Since the cameras and other equipment have gone missing, Garet will research replacements.

Dues – There are a number of members who have not paid dues, some have not paid for a year or more. The Club agreed that Garet should draft a dues reminder letter to be mailed, and next month, members who receive the printed newsletter will receive notice that it will be their last.

RAY LANHAM DEMO AND CLASS:

Ray Lanham will demo at the April 16th meeting, and will hold a “Bowl from a Board” class, the following Saturday, April 18th, from 12:30pm to 3:30pm, at Keeseh.




Tuition for the class is \$35 per participant. Class participants should bring the following to class:

- 2 boards, 6” x12”, and either ¾” or 1” thick
- Good pencil and an eraser
- Ruler and compass

If you're interested in registering for the class, please contact Gene Amaral as soon as possible, at amaral21@verizon.net.

Ray Lanham is a renowned wood artist and teacher of over 50 years' experience who has traveled the world to work with a vast array of exotic wood species.

A large selection of his work can be viewed on his website: <http://www.coeur-de-larbre.com>



ACKpack Gallery Event



Ocean Woodturners will host a gallery event at Gail Connolly's ACKpack Basket Studio, located at Hope Artiste Village in Pawtucket, Rhode Island.

Club members and family are invited to the reception Friday evening, April 10th from 5 - 8pm at Gail's studio to interact with each other and with other Hope Artiste tenants, many of whom are themselves artists and craftspeople. The next day, Saturday April 11th, from 9am - 1pm will be an exhibit and sales period, open to the public, during the weekly Farmer's Market held at Hope Artiste. This market draws hundreds of area residents and since Gail's studio is right on the main corridor, we're sure to get plenty of foot traffic.

Members are welcome to present their own work for sale to the public. We ask that 10% of any sales you make be turned to the Club to defray costs and allow the Club to continue with its mission.

While we aren't able to do a live demo during the exhibit period, we'll be setting up a lathe and tools to show off and would like to members to provide photos and examples of work in process, or to provide a video demonstration. We need members to volunteer for this.

Gail has added the event invite to her website www.ackpack.net. Please access her Facebook page and share the invitation with your family and friends. Let's get even more participation!

This is a great way for Ocean Woodturners to raise awareness and funds for the Club. Please contact Wayne, Gail Connolly, or Gareth right away if you'd like to sell your work, or if you have any questions. Hope to see you there!


Ocean Woodturners Gallery Event at ACKpack Basket Studio
Hope Artiste Village - 1005 Main Street, #8229-A
Pawtucket, RI

Friday, April 10th, 2015, 5pm - 8pm: Open Reception and setup
Saturday, April 11th, 2015, 9am - 1pm: Exhibit and Sales


Show and Tell



Two Maple bowls with Walnut oil finish. Roland used a coring system for these. Below: Three hearts, cut on the bandsaw and turned.



Roland Lavoie



Lorraine Hilton



Lorraine was turning this pot out of mesquite, and stopped because she noticed this spider pattern in the grain.

Show and Tell (cont'd)



Tom Powell



Upper Left: Black Ash burl vase. Acrylic stain and lacquer with marine epoxy on the interior. Upper Right is another piece from the Black Ash burl, sealer and wax finish. Tom also brought several pens of the same burl, and also of resin-stabilized burl, and a cherry bowl (center)

Totally Turning 2015:



TT 2015 was a great opportunity to see demos by some of the best woodturners and artists in the country, such as David Ellsworth, Dixie Biggs, Doug Fisher, John Beaver, and Nick Cook. These are a few pieces from the Showcase of work submitted by woodturners from around the country.

-GH



Demonstration

Jim Silva Discusses Hollow Form Tools and Techniques




Jim Silva is a professional woodturner and owner of Nantucket Turnings. Jim also creates Nantucket Lightship baskets and teaches in his studio. Several examples of his work and how-to articles can be found on his website: <http://www.nantucket-turnings.com>

A hollow turning is any turning where the inside diameter is larger than its mouth. Examples would vessels, urns, boxes, hollow forms, etc. Jim turns most of his hollow forms green, finishing them right away. Grain orientation is dictated by the shape. Balance your piece for aesthetics and for safety. Jim uses the between-centers balance technique.



Jim overwhelmingly prefers to turn larger hollow forms, or those longer than they are wide, on a 3" or 6" faceplate, with 1-3/4" stainless steel screws. Make sure the faceplate surface is slightly concave for maximum security. Jim will turn some smaller pieces on a chuck, but takes care to properly cut his tenon.

Once the piece is mounted, Jim will true up and turn the outside of the vessel. He always leaves the lower part of the piece a bit wider than its finished diameter for stability, making sure the intended curve is still well-established. Remember to stop the lathe before you move the tool rest, and wear your face shield!



Jim uses a spiral/auger bit with the wings ground down to give him a starting hole for hollowing. Back the bit out often to clear the chips. Many Morse taper Jacob's chucks will have threading on the end to allow you to make a drawbar through your tailstock.






One of the best hollowing tools is a simple round-nose scraper. Jim sweeps back the grind to remove the corners. Hold the scraper tight against your forearm, horizontally, with the tip at or slightly above center. Don't use a scraper with the handle down and the tip up, to prevent the tip from diving into the wood and catching.




Demonstration (*Cont'd.*)



Jim keeps his movements to a minimum: small, steady movements of his body, staying close to the work, using a squeeze cut with the scraper. He uses a variety of hollowing tools, from shop-made scrapers made from Allen wrenches, to Sorby hollowers, to full captured hollowing systems. See the photos below for a sampling of what he brought with him to show.



Clockwise from left: A hook scraper; Sorby hollower and round-nose scraper comparison; the shop-made "In-Sink-Erator" hollower; a carbide-tipped scraper, and Jim's shop-built captive hollowing system with laser guide.



NEXT MONTH'S MEETING:

April 16th, 2015, 7:00 PM
Keeseh Studio, 42 Rice St. Providence, RI
Ray Lanham will demonstrate

Ocean Woodturners Group on Yahoo!: Our club has its own Yahoo! Group that we use to exchange information, ask questions, and sometimes to distribute our Newsletter. Membership to the Yahoo! Group is **not** automatic upon joining the club. If you would like to join the Yahoo! Group, please either request membership directly from the group site (<http://groups.yahoo.com/group/OceanWoodturners/>) or send an email to Jeff Mee at jmee@hotmail.com

Club Website: www.oceanwoodturners.com

Webmaster: Craig Verrastro, Member
webmaster@oceanwoodturners.com