



www.oceanwoodturners.com

A Chapter of



www.woodturner.org

CLUB OFFICERS

President

Wayne Collins
turner9254@aol.com

Vice President

Gene Amaral
amaral21@verizon.net

Secretary

Garet Holcomb
garet@oceanwoodturners.com

Treasurer

Bob Hopkins
hopkins_bob@cox.net

Newsletter and Minutes of the June 18, 2015 meeting



Sawdust & Shavings:

Wayne Collins

The June meeting was good and the attendance was good. The show and tell was great! Keep bringing those snacks for our break!

The August and September demos will be fun.

Remember, we will still be looking for someone to be President of the OWT. Anyone interested?

WRC

UPCOMING EVENTS:

June Meeting

July 16th, 2015, 7:00 PM

Keeseh Studio

42 Rice St., Providence, RI 02907

Secretary's Notes

Garet Holcomb

We can use demonstrators for upcoming meetings. Whatever your particular talent or area of turning, contact Wayne if you'd like to impart some of your hard-learned experience to the Club! It's all about the learning!

Treasurer's Report

Bob Hopkins

Current Club balance is **\$1004.29**.

You can pay your dues directly from the website at <http://www.oceanwoodturners.com/dues.cfm>

***Dues:** Club dues are \$25 annually. For members who wish to have a printed Newsletter mailed to them monthly, there is an annual charge of \$5 to cover postage, payable with club dues.*

All payments should be mailed to:

**Bob Hopkins
48 Tilbury Drive,
Bristol, RI 02809**

Meeting Minutes – Old Business

Wayne opened the meeting with 25 members present

Open Shop – So far the open shop has been a great success. Susan will continue to come through the summer, so if you'd like to participate, please see Susan to double check dates.

Keeseh's Move – The new building is being remodeled now and Asher anticipates the move to Rumford to happen around September. Please stay tuned to the Yahoo Group for details.

Dues are due! – If you have not paid your dues for 2015, please contact Bob right away to straighten it out. Dues are critical to the operation of the Club and our programs. You can pay your dues directly from the website at <http://www.oceanwoodturners.com/dues.cfm>

Inventory – Once the move to Rumford happens the Club wants to prepare a full inventory of existing Club property, which we can tag with labels. Wayne will also look into procuring a larger locker to store Club property in the new location.

Logo Shirts – Craig says the new shirts will be in by next month.

A/V Equipment – Garet will post the proposed list of A/V equipment to the Yahoo group for review and discussion at a future meeting. We will ask the Woodworker's Guild if they want to get in on the purchase. Discussion was deferred for next meeting.

Meeting Minutes – New Business

August Meeting – Bill Smith suggested that we do an outing for a meeting/demo in August. Clouds Hill Victorian House Museum is home to some of the largest and oldest trees left standing in Rhode Island. We will meet at Bill's house, and for a small fee (~\$5) we could do the walking tour of the Cloud's Hill house and property, followed by a pot luck back at Bill's house. Our Club meeting for the month of August will take place at this event. The suggestion was put to a vote, and the Membership voted unanimously to accept the suggestion. See the article in this newsletter for more info.

Rick Souza Memorial – We will be adding Rick Souza to the Ocean Woodturners website In Memoriam section. Wayne will ask Rick's wife if she would be willing to sell any of his pieces to the Club membership and will let us know what her answer is. See the feature in this newsletter for photos of Rick's work that Wayne borrowed from his wife to show us.

Updated Member Profiles – Wayne would like everyone in the Club to bring a piece to be photographed at a meeting within the next three months. The photos will be used to update every member's profile on the Ocean Woodturners website. You can also update your own profile by signing in at the website. Please email Craig if you have any trouble with this.

KEESEH STUDIOS IS CLOSING

After seven years at the Rice Street location, Asher Dunn has announced that Keeseh Woodshop will be closing so that he can pursue his furniture design business. He expects to close sometime in late summer and be in his new space by September. The current plan is to move with Asher to his new location, about 15 minutes away:

310 Bourne Ave
Rumford, RI, 02916

Meetings will continue to be held at Keeseh until the move. Please stay tuned here and at the Yahoo! Group for more information...

REMEMBERING RICK SOUZA

Wayne visited with Rick's wife, who allowed him to borrow a few of Rick's pieces for the meeting. Photos of these pieces, along with a written memorial, will be published on the Ocean Woodturners website as a tribute to Rick and his love for turning.



Show and Tell





Ed Keenan


Open segmented vessel, Sapele and Yellowheart, with spray lacquer finish.




Large spalted Maple bowl with spar varnish and automotive clear coat finish. Roland also showed a matched 4-bowl set made of Chinese Elm.



Roland Lavoie



Brazilian Maple bowl with butcher block finish. Also, Earl's "cereal bowl", his prototype interpretation of an art piece in the AAW journal.



Earl Randall

Show and Tell (cont'd)



Richard Gadoury

Open segmented "basket" pieces, of bamboo plywood and Walnut



OW AND THE GIRL SCOUTS: PEN TURNING WORKSHOP

Donna Parrillo, Susan Sparks, and Gail Connolly were guests of Cranston Girl Scout Troops 28 and 1260, where they held a woodturning workshop for the girls. The girls chose their own wood and created their own Sierra-style pens, learning basic woodturning, sanding, and finishing techniques from the Ocean Woodturners women.

The workshop was a great success and was written up in the Cranston Herald. See the article here: <http://goo.gl/hBzRNo>

Thanks to Donna, Susan, and Gail for their great work and for helping to spread the word and increase exposure for the Club!





Demonstration





Chuck Petitbon demonstrates inside-out turning

Inside-out turning is a technique by which the turner can introduce turned features on the inside surface of the piece. It's a popular technique for making Holiday ornaments and art pieces, for a unique visual effect.



Chuck selects his blanks to begin, taking care that they are all perfectly square and flat. All of the segment pieces (four in this case) should be exactly the same size and should fit together flush with no gaps. This will make later glue ups much easier and result in a finer finished product. Begin by taping the four blanks together with thin carpet tape, noting grain orientation.

*The taped blank needs to mount on the lathe as centered as possible to ensure the final turning comes out properly. Chuck spindle turned his profile into the outside of his blank. Turn any profile you like, as long as you don't cut through the splits at the center. Sand and finish this profile **before** you take the piece off the lathe; there won't be a chance later to touch it up.*



Once the profile is finished, split the blank apart at the taped seams. Turn each piece 180 degrees to get the turned profile to the inside of the blank. Again, it is critical that the four inside corners match up tightly. Glue it up, let it dry, and re-mount on the lathe. Now you'll turn the outside profile.

Turning the outside can be the most challenging part of the project. You can make any profile you wish but it's critical that you don't break through to the hollow inner profile. Watch the gaps at the corners as you turn. They'll grow; make sure they don't touch! At this point you can sand and finish the outside profile



Demonstration (cont'd)



You can add finials and almost any other feature you can think of to the outside profile. Sand and finish for a visually interesting art piece or ornament. Some turners have trapped spheres within the turning, or turned out outside profile into the shape of a heart. Let your imagination be your guide.

AUGUST MEETING AT CLOUD'S HILL VICTORIAN HOUSE

It was decided that the Club's August meeting will be held at Cloud's Hill Victorian House Museum, in Warwick, RI. The grounds of Cloud's Hill are home to some of the oldest and largest living trees in Rhode Island (leave your chainsaws at home!), and the house is a beautiful example of Victorian architecture: <http://www.cloudshill.org/>

We will meet at Bill Smith's house and head to Cloud's Hill for the meeting and to tour the property, if members wish. There will be a \$5 per head donation to the museum.

After the meeting and tours, we'll return to Bill's house for a pot luck meal. Feel free to bring your spouse for this event. Please see the July Newsletter and the OW Yahoo Group for date (likely a Saturday), time, and other details.

NEXT MONTH'S MEETING:

July 16th, 2015, 7:00 PM
Keeseh Studio, 42 Rice St. Providence, RI
Demo TBD

Ocean Woodturners Group on Yahoo! Our club has its own Yahoo! Group that we use to exchange information, ask questions, and sometimes to distribute our Newsletter. Membership to the Yahoo! Group is **not** automatic upon joining the club. If you would like to join the Yahoo! Group, please either request membership directly from the group site (<http://groups.yahoo.com/group/OceanWoodturners/>) or send an email to Jeff Mee at jmee@hotmail.com

Club Website: www.oceanwoodturners.com

Webmaster: Craig Verrastro, Member
webmaster@oceanwoodturners.com