

Website: OceanWoodturners.com

Facebook: [OceanWoodturners](https://www.facebook.com/OceanWoodturners)

AAW: Woodturner.org

CLUB OFFICERS

President Rick Bugbee
wholesalegroupri@aol.com
Secretary Mike Cotton
Mikecotton01@gmail.com

Vice President Roland Lavoie
catfat@verizon.net
Treasurer Bob Hopkins
hopkins_bob@cox.net

Newsletter and Minutes of the February 17th, 2022 meeting



–UPCOMING EVENTS–

Monthly Meeting:

March 17th

Dear Members,
This month we will meet in person
and on Zoom!

Learn to Turn @ 6:00pm
Meeting Start/Zoom @ 6:30pm
Demo @ 7:00pm

Zoom link:
<https://Dell.zoom.us/j/99855881259?pwd=Tk9YdXpBVVB0NDI4Mm1zckxvMXJOUT09>

Meeting ID: 998 5588 1259
Passcode: 302417

–LEARN TO TURN–


**Lathes and sharpening station
will be available this month at
6pm!**

Need help, advice, or guidance with
a current project or one you're
hesitant to start?

Need help sharpening a certain
tool/angle or want to try the
Wolverine Vari-grind setup?

**Bring your tools or projects to the
next Learn to Turn!**

President's Notes



Rick Bugbee

Wow talk about a roller coaster ride. Virus up Virus down, 65 today Snow tomorrow. What's next is anyone guess. The good news is we are back in person for hopefully the rest of the year as well. With that said we have a great demo lined up for March. Again, this is in person, and we will be in full swing. The classroom will open at 6pm for members to talk shop use the lathes and sharpening grinders. We will also be on ZOOM if you still feel safer at home or just don't want to drive.

Now let's talk April and May. We need to line up a few demos. Anyone can do a demo with any topic related to turning and doesn't have to be turning. Show us something you like to do.

This month I am starting a wood exchange program. Bring in a piece of wood and exchange it for something else, or just donate it to the program. If you don't have a piece, you can buy one for \$5.00 from the club. (I think we can expand this to items you no longer need or want) Hopefully this will get you some nice wood and the club some extra funds.

Did you know we also have some great DVD's and books on all turning topics? Check out our library in the blue cabinet.

It's show and tell time. After a few zoom meetings and being snowed in and frozen I'm thinking everyone has some new turnings we haven't seen. Let's see what you have been up to....

We are still working on the web site but as a reminder please check and see if you remembered to pay your dues. This can be done at oceanwoodturners.com. While at our web site make sure you are signed into our email list. If you don't get our newsletters and emails that means you are not signed in correctly. If you need help check in with Mike Cotton or Jeff Mee. Don't forget we are on Facebook as well.

I think you can tell from my notes I'm very excited to get back to our new normal, and as I have said in the past we are only as strong as our members. Hope to see you all March 17th (save the green beer for after the meeting)

Happy Turning
Rick

Meeting Minutes

New Business

➤ **OWT Website**

- Redesign/New Site?
 - We will need to 'bite the bullet' at some point and setup a new website
 - Craig is trying to update the current site but is having issues uploading and updating recent content
 - Current system is very outdated and difficult to work with
- A vote was taken at the November meeting to allocate funds which passed unanimously!
- We're in the process of gathering quotes for the update
- Bob Hopkins has found Dan Cordeiro to work on the web site.
 - Craig has spoken with Dan and it looks like he can do a similar site and make it more 2021 friendly.
 - We will be deciding on which way to go once we get the estimated cost.
 - Website enhancement suggestion: Add a member directory for members to contact other members
 - User Acceptance Testing (Dry Run) to be performed soon

➤ **Demos Needed!!!**

- Looking for members who want to help the club by doing a demonstration at our monthly meeting.
- They can be done from your shop or at the school with Rick and Mike to do the Zoom part.

➤ **OWT Affiliate Memberships**

- Ocean Wood Turners is now offering affiliate memberships
- Affiliate members will have access to all online club activities including e-mails, newsletters and zoom meetings.
- Affiliate members are non-voting and cannot run for offices.
- The annual fee of \$15.00 per year can be paid on our web site oceanwoodturners.com

➤ **Interactive Remote Demo (IRD)**

- New camera, stands and arms have been purchased and we are looking to invest in the vMix program for our zoom meetings.
- We currently have 3 cameras, (2) 1080p HD and (1) 4K HD for over the headstock, behind the tailstock and straight on (demonstrator view)
- Motion to purchase a vMIX Software license was proposed and approved
- Setup Camera 'Gantry' above lathe to allow plug and play capability for demos
- vMix Software license was purchased January 2022
- Wireless Lapel Microphone was also purchased January 2022



MSSW Demo Day

Date: Saturday April 23, 2022

Time: First Demonstration starts at 8:30 AM

Location: [Hank's Dustbowl](#) (409 Washington Street, Abington, MA)

Please join us for a full day of instructional Woodturning demonstrations, discussions and conversations.

In addition to MSSW members, this event is open to members of Cape Cod Woodturners, Gateway Turners, ART (Association of Revolutionary Turners), CNEW (Central New England Woodturners) and Ocean Woodturners

Attendance Fee: MSSW Members \$30, Non-MSSW Members \$35. Payment due at time of registration in order to reserve your seat. Admission includes coffee & light refreshments during breaks, pre-made sandwich platter with chips and beverages for lunch.

Schedule: (subject to change)

8:30 - 9:45 Bob Allen (MSSW) - Turning Safely and four jaw chuck usage

10:00 - 11:15 Steve Wiseman (MSSW) - Turning a Platter

11:30 - 12:45 Wayne Miller (MSSW) - segmented Donut

12:45 - 1:30 Lunch break & Raffles

1:30 - 2:45 Mike Grady (Cape Cod Woodturners) - Turning a straight sided box

3:00 - 4:15 Ian Manley (MSSW) - Using skew chisels

Door Prize(s) awarded throughout the day, must be present to win.

Pre-registration is required*. Guaranteed space for those who register by March 22, 2022.

To register contact

David Rice dergas5@aol.com

Phone: 508-668-3064

Text: 617-470-1139

General raffle prizes will include donations from various vendors and members (i.e. gift certificates, tools, exotic wood blanks, etc.) A separate "burl" raffle will be held for a chance to get one of these beauties:



Show and Tell

Rick Bugbee

Coring some Big Catalpa Bowl Blanks





Alex Amarouso

13 1/2 Sapele, Maple and Cherry cut at 6 deg
15 1/2 S MandC cut at 3 deg
15 White Oak cut at 8 deg
15 Sapele and Maple cut at 3 deg
15 Corley Maple cut at 8 deg with Sapele strips
17 1/2 Mahogany with maple and cherry strips





MEMBER SPOTLIGHT

Zac Verzillo



Name: Zac Verzillo

Years Turning: Less than 1

Lathe: Jet JWL-1236 picked up off of one of my patients who no longer turns.

Tools: (pictured below) I have a new box of Jet Lathe tools, but have not a single clue how to sharpen/grind them. My father in law gave me the abbreviated run down, but I definitely do not know how to proceed. So, I am looking forward to the sharpening classes you all may have.

A little about my woodworking past: From age 16-20 I studied woodcarving under one of my neighbors who professionally whittled birds. 20-25 was in PT school and fell off the wood working radar. Age 25-30 (current), I have been doing construction (habitat 4 humanity, on the side), epoxy wood working, and novelty woodwork. I want to learn the old school woodworking crafts, and do it when I can. Turning is new for me, but want to add it to my knowledge base.

Woodworking Social Media: @ MooseAndCedarDesigns

Instagram: [Click Here](#)

Facebook: [Click Here](#)

Etsy: [Click Here](#)

Bowl (attempted Mortar):

Wood: Sapele

Tools used: Father in law's tools/chisels

Sanding: 60-120-150-400-600g

Finish: 2 coats of Walrus Oil; Each coat was allowed to set for 1 day prior to buffing dry

Status: Completed





Pestle:

Wood: Black Walnut

Tools used: Woodpecker Rounding and Square Tools

Sanding: 60-120-150-400-600g


Finish: No Finish, yet

Status: Not Completed







Extra Photos: To give you all an idea as to what my work space is. Pictures with boxes on tables is the epoxy side of production (not pretty, but it works).



Ocean Woodturners - 2021







Tod Raines - Small Plates - Face Grain & End Grain


Tod gave an excellent demonstration on how to turn small plates for OWT and ART on the 17th



Ocean Woodturners - 2022



Ocean Woodturners - 2021



Ocean Woodturners Group E-mail is Oceanwoodturner@freelist.com you must sign up to receive this:

1. Go to Oceanwoodturners.com
2. Select become a member
3. Go to step 4 and add your e-mail to enroll

Email Jeff Mee at jmee@hotmail.com if you're having trouble.

Check out the Ocean Woodturners Facebook page!!
Make sure to Like and Share to help bring much-needed public exposure to our Club!

www.facebook.com/OceanWoodturners/

NEXT MEETING:

Thursday March 17th, 2022 - Learn-N-Turn @ 6:00PM - Meeting @ 6:30PM
Zoom Link will be e-mailed to members and posted above

Club Website: www.oceanwoodturners.com

Club Facebook: [Ocean Woodturners Facebook Page](#)

Club YouTube: [Ocean Woodturners YouTube Channel](#)

AAW Website: www.Woodturner.org

Webmaster: Craig Verrastro
webmaster@oceanwoodturners.com