



OFFICERS

President – Wayne Collins..... turner9254@aol.com
 Vice President – Gene Amaral.....amaral12@cox.net
 Secretary – Bernie Feinerman..feinerman@comcast.net
 Treasurer – Bob Hopkins.....hopkins_bob@cox.net

Ocean Woodturners Website <http://www.oceanwoodturners.com/>.....: Webmaster: Member, Craig Verrastro
 A chapter of the American Association of Woodturners: www.woodturner.org

Minutes of the June 21, 2012 meeting



Some of the 20+ people who attended the meeting at Keeseh Studios.



John Chakuroff holding the upper portion of the Mace with Gail Connolly nearby.

Gene Amaral opened the meeting (Wayne was away) and told some woodturning jokes to start off the meeting.

Alex and Benny had been woodworking buddies for almost eighty years, and one day Alex speculated on the possibility of there being woodworking in heaven. Both agreed that whoever died first would come back and tell the other if there is. As it turned out, Benny died the next day. Exactly one month later Alex woke up to the sound of his name being called.

“Alex! Wake Up! I have good news and I have bad news!” cried the ghost of Benny to his friend. “The good news is that woodworking is everywhere in Heaven! No matter where you go, there’s an open shop. They always have the latest tools, everything always cuts perfectly, joints practically join themselves! It’s paradise up there!”

“That IS good news,” Alex said. “But what’s the bad news?”

“You’re scheduled to give a demonstration on dovetails tomorrow at 2:30.”

And finally....

Observing ‘The Baby’ one night a wife found her husband standing over their baby’s crib. Silently she watched him. As he stood looking down at the sleeping infant, she saw on his face a mixture of emotions: disbelief, doubt, delight, amazement, enchantment, scepticism.

Touched by this unusual display and the deep emotions it aroused, with eyes glistening she slipped her arm around her husband. “A penny for your thoughts,” she said.

“It’s amazing!” he replied. “I just can’t see how anybody can make a crib like that for only \$46.50.”

There were 2 guests at the meeting, Chris Isdepski from Warwick, RI, and a fellow who had taken a class at Keeseh Studios.

OLD BUSINESS:

Club shirts – Craig Verrastro reported that the shirt vendor was delayed and he hoped to have the shirts, etc. that the members had ordered available at the next meeting. Polo shirts without pockets will cost \$15 plus a small

additional charge for embroidering your name. Fleece jackets with the club logo will cost \$40. Craig has picked two colors, a dark blue and a light yellow and would take orders for more items.

Bob Hopkins reported that we had \$3493.78 in our treasury.

Donna reported that most of Russ Moniz's shop equipment has been sold and that there was probably a box of turning tools which included a Sorby Spiraling tool left. Russ has an older Jet 1236 (?) lathe whose Aluminum pulleys and drive belt (part of its Reeves drive) needed work for around \$200.

NEW BUSINESS:

Gallery Night(s) - John Heaney and John Pietrella of the Woodworkers Guild of Rhode Island discussed an exhibit that will be held on Thursday, July 26th at Keeseh Studios. On July 26, Keeseh Studios will host an open house/gallery night exhibition of works by the Woodworkers guild of RI and the Oceanwoodturners. The purpose of the exhibition is to get the existence of the Woodworkers, Woodturners, and Keeseh Studio out to the general public and hopefully get new members to join us.

Opening night (7/26) would be from 7PM to about 10PM. Work could be taken home after the opening night but the plan is to have as much as possible remain on display until August 11. It is possible to sell items but the details are not clear.

There are 2 - 5' long by 2' wide tables available for exhibiting woodturnings as well as plenty of wall space. The plan is to collect the materials for the display on Saturday July 21 at Keeseh, then spend Tuesday night July 24 settings things up. Gene Amaral suggested that we take cellphone pictures of all the work brought in for display to help identify things after the show is over.

Library - Gail Connolly said that our library of books and DVD's would be available at Keeseh so that all could share in the information. The library would run on the honor system and borrowers would be expected to put in \$2 per DVD or book borrowed.

Show and Tell



David Hanssen brought in some sample metal turnings and forms for metal spinning that he is using to become more proficient in that field.



Gail Connolly showed three Nantucket Baskets that she has made



Earl Warren Box Elder bowl and Cherry segmented vase

Ed Keenan segmented vessel

Note: Ed Keenan used a gluing jig to build his vessel based on the information shown on www.dennyedwards.com {look in the new movies section}



Joe Doran – ambrosia Maple platter

Ken Guarneri – Maple burl bowl and Cherry burl bowl




Mike Cyr showed a quilted Maple bowl

Demonstration

Ian Manley discussed the practical aspects of segmented turning.

Some segmented vessels that Ian built




Ian provided a handout that listed reference material, a table of bowl size and segment dimensions for different size bowls, a plan for a simple bowl and went on to review different methods of cutting segments, assembling rings, and planning features.



Ian holding sled for table saw



Gluing up a ring. The blocks are resting on masking tape. Once the glue is applied, the ring is rolled up and then can be held by clips, rubber bands, steel hose clamps,.....



Another way to hold a ring together



Gluing rings together in press



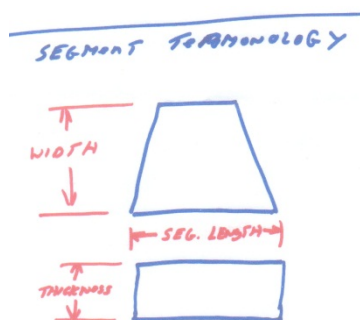
Assorted glued rings

Segmenting math – a circle contains 360 degrees and its circumference is equal to its diameter times 3.1415

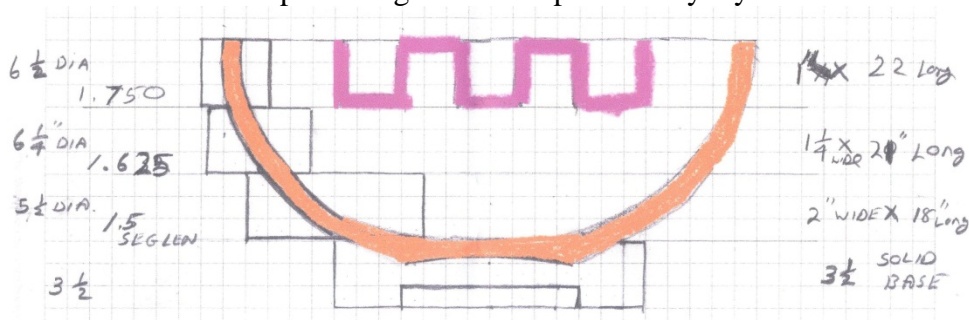
A segment length = circumference divided by the number of segments

A segment cut angle = 360 degrees divided by 2 times the number of segments

Some definitions



A sample 12 segment bowl preliminary layout



Segmenting tips and links

Books & Dvds

The Art of Segmented Wood Turning -- Malcolm Tibbets
 Lessons in segmented turning---Vol 1-5
 Woodturning with Ray Allen -- Dale Nish

Web sites and groups

<http://www.segmentedwoodturners.org/>

AAW Chapter - online group dedicated to segmenting

<http://turnedwood.com/>

Kevin neeleys site - online tutorials and ideas

<http://www.segmentedturning.com/>

Bill Kandler's site - lots of tips and tricks

http://www.woodturningonline.com/Turning/segmented_turning/index.html

Entire section devoted to segmenting projects and how to articles

Software

<http://woodturnerpro.com/>

<http://www.segmentedturning.com/>

Wood

<http://www.domexhardwoods.com/>

Excellent source of holly and other woods and veneers-

Segment Edge Length Estimation Table

Ring Diameter	Number of segments			
	6	8	12	16
1	9/16	7/16	1/4	3/16
1.5	7/8	5/8	3/8	5/16
2	1 1/8	13/16	5/16	3/8
2.5	1 7/16	1 1/16	11/16	5/8
3	1 3/4	1 1/4	13/16	3/8
3.5	2	1 7/16	15/16	11/16
4	2 5/16	1 11/16	1 1/16	13/16
4.5	2 5/8	1 7/8	1 3/16	7/8
5	2 7/8	2 1/16	1 5/16	1 1/16
5.5	3 3/16	2 1/4	1 1/2	1 1/8
6	3 7/16	2 1/2	1 5/8	1 3/16
6.5	3 3/4	2 11/16	1 3/4	1 5/16
7	4 1/16	2 7/8	1 7/8	1 3/8
7.5	4 5/16	3 1/8	2	1 1/2
8	4 5/8	3 5/16	2 1/8	1 9/16
8.5	4 15/16	3 1/2	2 1/4	1 11/16
9	5 3/16	3 3/4	2 7/16	1 13/16
9.5	5 1/2	3 15/16	2 9/16	1 7/8
10	5 1/4	4 1/8	2 11/16	2
10.5	6 1/16	4 3/8	2 13/16	2 1/16
11	6 3/8	4 9/16	2 15/16	2 3/16
11.5	6 5/8	4 1/2	3 1/16	2 5/16
12	6 15/16	5	3 3/16	2 3/8
12.5	7 3/16	5 3/16	3 5/16	2 1/2
13	7 1/2	5 3/8	3 1/2	2 9/16
13.5	7 13/16	5 9/16	3 5/8	2 11/16
14	8 1/16	5 13/16	3 3/4	2 13/16
14.5	8 3/8	6	3 7/8	2 7/8
15	8 11/16	6 3/16	4	3
15.5	8 15/16	6 7/16	4 1/8	3 1/16
16	9 1/4	6 5/8	4 5/16	3 3/16
16.5	9 1/2	6 13/16	4 7/16	3 5/16
17	9 13/16	7 1/16	4 9/16	3 3/8
17.5	10 1/8	7 1/4	4 11/16	3 1/2
18	10 3/8	7 7/16	4 13/16	3 9/16
18.5	10 11/16	7 11/16	4 15/16	3 11/16
19	11	7 7/8	5 1/16	3 3/4
19.5	11 1/4	8 1/16	5 1/4	3 7/8
20	11 9/16	8 5/16	5 3/8	4

Next Month Meeting -7 PM, Thursday, July 19, 2012
 Keeseh Studios, 42 Rice St., Providence, RI 02907 www.keeseh.com

Jimmy Clewes at MSSW on October 26 - 27
 CNEW is hosting Binh Pho on Sept 6 (piercing) in Worcester.
 AAW Segmenting Symposium October 2012 at Lake Tahoe

Please update your membership data in our Oceanwoodturners group at Yahoo.com. If you have problems updating, or accessing the material posted to the group, contact Jeff Mee at jmee@hotmail.com