

Website: [OceanWoodturners.com](http://OceanWoodturners.com)

Facebook: [OceanWoodturners](https://www.facebook.com/OceanWoodturners)

AAW: [Woodturner.org](http://Woodturner.org)

## CLUB OFFICERS

President Rick Bugbee  
[wholesalegroupri@aol.com](mailto:wholesalegroupri@aol.com)  
Secretary Mike Cotton  
[Mikecotton01@gmail.com](mailto:Mikecotton01@gmail.com)

Vice President Roland Lavoie  
[catfat@verizon.net](mailto:catfat@verizon.net)  
Treasurer Bob Hopkins  
[hopkins\\_bob@cox.net](mailto:hopkins_bob@cox.net)

## Newsletter and Minutes of the January 21<sup>st</sup>, 2021 meeting



### –UPCOMING EVENTS–

#### Monthly Meeting:

February 18<sup>th</sup> @ 6:30pm

Dear Members,  
This month we will continue with a virtual Zoom meeting

Joint Demo with A.R.T Club

### –LEARN TO TURN–

#### Making Carbide Tip Tools Pen Turning

Need help, advice, or guidance with a current project or one you're hesitant to start?

Need help sharpening a certain tool/angle or want to try the Wolverine Vari-grind setup?

Bring your tools or projects to the next Learn to Turn!

- Rick will be making carbide tools
  - Lathes setup for pen turning
- !!!!\*\*POSTPONED\*\*\*\*!!!!

~~6:00pm before the next monthly meeting on March 19<sup>th</sup>~~

## President's Notes

*Rick Bugbee*

I met with Anthony Clancy School President a few weeks ago. He asked if the Woodworkers could build a therapy swing set for the school (of course I said yes). We also spoke about getting some students involved in turning. I told him both mini lathes are now in working order and maybe pens would be a great start. He is working hard to get this on the agenda soon.

The school has turned out to be a great asset for both clubs, even though in person meetings are on hold. Not only free rent but great opportunity for us to interact with the school and teach our trades in the future.

The classroom has been cleaned up and a new mobile base for the lathe as well as wheels for the band saw have been installed. Both mini pen lathes now have new drive belts and ready to turn. We now have 4 working lathes, table saw w/router, band saw, 16" scroll saw, 2 sharpening stations, dust collector and a variety of tools as well. There is also a plan in place to build a new work bench as well. I have picked up 6 pieces of 12 quarter ash 12"X 7' for this project.



I am considering small groups on nights we are visiting other zoom meetings or doing demos at the school. This month we will be joining ART through zoom so if anyone is interested in viewing it from the school let me know. Registration will be required as well as mask's and social distance protocols will be in place. I am still hopeful we can get back to the school safely soon.

## Secretary's Notes

*Mike Cotton*

The OWT YouTube channel is now being updated with our monthly demos! I've uploaded the 8 demos we recorded during 2020 and will continue to add them as go. Our channel is starting to pick up momentum as you can see from the screen snip below. If you have a few minutes check it out, like what you see? Click the 'Like' and 'Subscribe' buttons!

**Your channel got 564 views in the last 28 days**

Views	Watch time (hours)	Subscribers
564 	121.5 	+10
354 more than usual	91.5 more than usual	

## Meeting Minutes

### New Business

#### ➤ **OWT Website**

- Redesign/New Site?
  - We will need to 'bite the bullet' at some point and setup a new website
  - Craig is trying to update the current site but is having issues uploading and updating recent content
  - Current system is very outdated and difficult to work with
- A vote was taken at the November meeting to allocate funds which passed unanimously!
- We're in the process of gathering quotes for the update
- **Bob Hopkins has found Dan Cordeiro to work on the web site.**
  - Craig has spoken with Dan and it looks like he can do a similar site and make it more 2021 friendly.
  - We will be deciding on which way to go once we get the estimated cost.

#### ➤ **Demos Needed!!!**

- Looking for members who want to help the club by doing a demonstration at our monthly meeting.
- They can be done from your shop or at the school with Rick and Mike to do the zoom part.
- We need one for our March meeting. Please and Thank You

#### ➤ **OWT Affiliate Memberships**

- Ocean Wood Turners is now offering affiliate memberships
- Affiliate members will have access to all online club activities including e-mails, newsletters and zoom meetings.
- Affiliate members are non-voting and cannot run for offices.
- The annual fee of \$15.00 per year can be paid on our web site [oceanwoodturners.com](http://oceanwoodturners.com)

#### ➤ **Interactive Remote Demo (IRD)**

- New camera, stands and arms have been purchased and we are looking to invest in the vMix program for our zoom meetings.
- We currently have 3 cameras, (2) 1080p HD and (1) 4K HD for over the headstock, behind the tailstock and straight on (demonstrator view)

**Dues for 2021 are now due and payable by CC on the website:**

**[OWT Dues Payment Link](#)**

## Show and Tell

Rick Bugbee

Spalted maple boxes. This wood was fairly dry. I added wine colored flocking on the inside as these are now jewelry boxes. Triple EEE polish followed by spray lacquer finish, this seems to make a great clean shiny but not overpowering look.



Jim Morgan

Maple and Walnut Bowl  
Koa, Satinwood & Ebony Vessel  
Bubinga, Curly Spanish Cedar & Ebony Vessel



Alex Amoruso

This platter is made of 60 wedges of Peruvian Walnut and 60 pieces of Maple cut at a 3 deg angle



Bob Hopkins

Purpleheart Bowl made from a scrap piece I found in my basement. Ambrosia Maple Bowl  
Bottle stoppers: Walnut, Maple Burl and two are Epoxy/Scrap Burl Hybrids





Mike Cotton

Natural Edge Flame Box Elder Bowl 11" Diameter by 4 ½" Height  
Figured Redwood Bowl 5 ¾" Diameter by 1 ½" Height





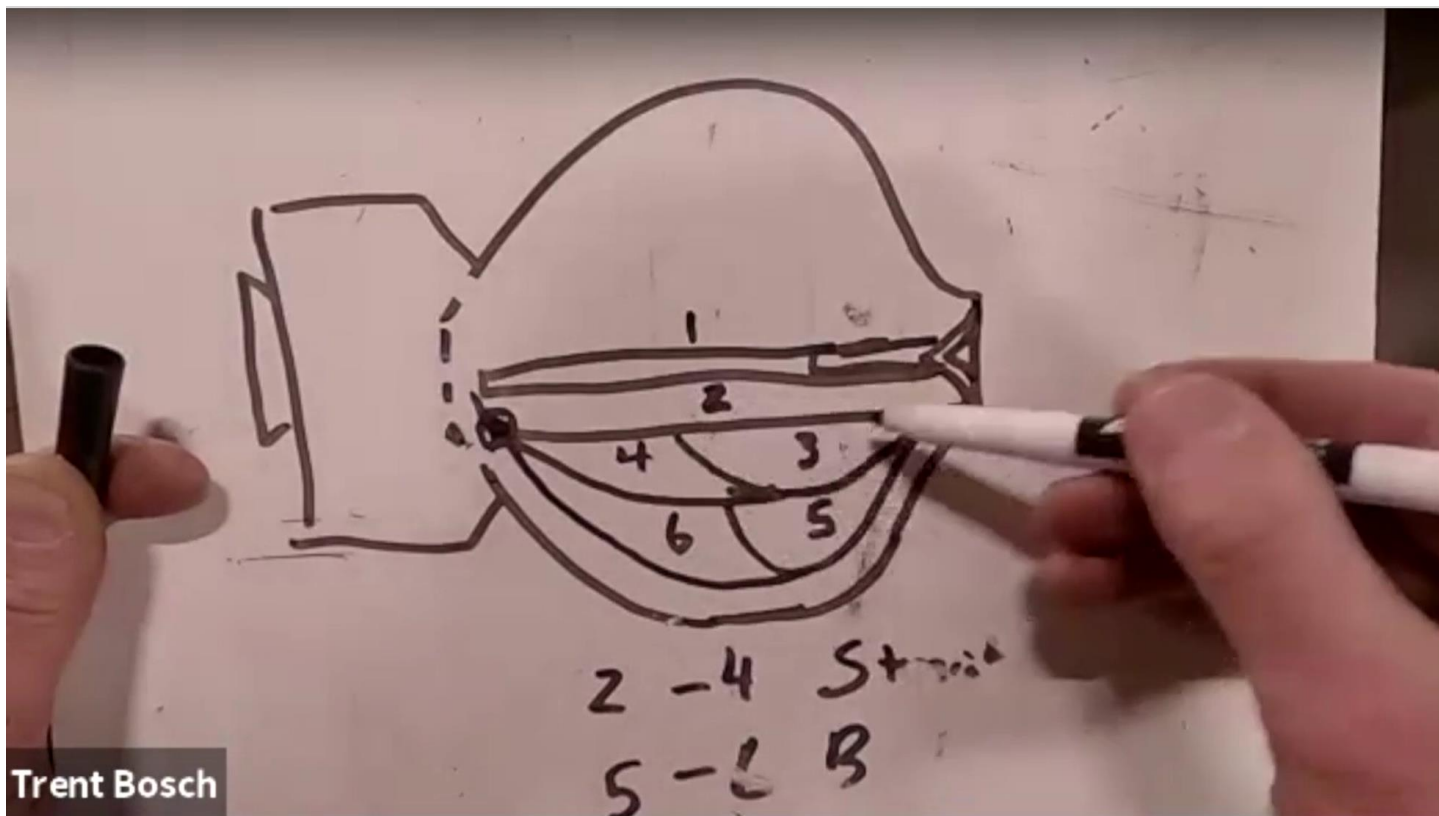
Roland Lavoie  
Red Oak Threaded Egg Boxes




## Demo

Trent Bosh Demonstrates Vessels and Surfaces at the January Meeting







Ocean Woodturners Group E-mail is [Oceanwoodturner@freelist.com](mailto:Oceanwoodturner@freelist.com) you must sign up to receive this:

1. Go to [Oceanwoodturners.com](http://Oceanwoodturners.com)
2. Select become a member
3. Go to step 4 and add your e-mail to enroll

Email Jeff Mee at [jmee@hotmail.com](mailto:jmee@hotmail.com) if you're having trouble.

Check out the Ocean Woodturners Facebook page!!  
Make sure to Like and Share to help bring much-needed public exposure to our Club!

[www.facebook.com/OceanWoodturners/](https://www.facebook.com/OceanWoodturners/)

**NEXT MEETING:**

Thursday February 18th, 2021 - 6:30 PM  
Zoom Link will be e-mailed to members and posted on Facebook

Club Website: [www.oceanwoodturners.com](http://www.oceanwoodturners.com)

Club Facebook: [Ocean Woodturners Facebook Page](#)

Club YouTube: [Ocean Woodturners YouTube Channel](#)

AAW Website: [www.Woodturner.org](http://www.Woodturner.org)

Webmaster: Craig Verrastro  
[webmaster@oceanwoodturners.com](mailto:webmaster@oceanwoodturners.com)