

Website: [OceanWoodturners.com](http://OceanWoodturners.com)

Facebook: [OceanWoodturners](https://www.facebook.com/OceanWoodturners)

AAW: [Woodturner.org](http://Woodturner.org)

## CLUB OFFICERS

President Rick Bugbee  
[wholesalegroupri@aol.com](mailto:wholesalegroupri@aol.com)  
Secretary Mike Cotton  
[Mikecotton01@gmail.com](mailto:Mikecotton01@gmail.com)

Vice President Roland Lavoie  
[catfat@verizon.net](mailto:catfat@verizon.net)  
Treasurer Bob Hopkins  
[hopkins\\_bob@cox.net](mailto:hopkins_bob@cox.net)

## Newsletter and Minutes of the June 16<sup>th</sup>, 2022 meeting



### –UPCOMING EVENTS–

#### Monthly Meeting:

July 21<sup>st</sup>

Dear Members,  
This month we will meet in person  
and on Zoom!

Learn to Turn @ 6:00pm  
Meeting Start/Zoom @ 6:30pm  
Demo @ 7-7:30pm

Zoom link:  
<https://Dell.zoom.us/j/98136590590?pwd=eGl4cUFL0VUVm9HNUJaSVJDWW9rZz09>

Meeting ID: 981 3659 0590  
Password: 848505

### –LEARN TO TURN–

**Lathes and sharpening station  
will be available this month at  
6pm!**

Need help, advice, or guidance with  
a current project or one you're  
hesitant to start?

Need help sharpening a certain  
tool/angle or want to try the  
Wolverine Vari-grind setup?

**Bring your tools or projects to the  
next Learn to Turn!**

## President's Notes



***Rick Bugbee***

I hope all had a Happy and Safe 4th of July.

We had a great demo last month with Rick Angus and now Roland Lavoie is planning a great demo for July. Nothing lined up yet after that.

Demos are getting more difficult to find these days so I'm asking everyone to help out. Maybe you could do one or you might know someone who could. Maybe there's a topic that you think would make a good demo. All help is appreciated.

Our September craft show in Cranston is all set. We now need helpers to man the booth and signed donations to be sold by the club. We will be collecting these right up to the September meeting. Reminder this is for the Warwick, RI K-9 Unit.

As the summer heat comes in I'm wondering if we should consider a pause for our August meeting. The school gets quite hot, and it is a time many members are taking vacations and finding extra family time. The WWGRI take's July off and it has worked well for them. Bring your comments and concerns to the July meeting as I will bring this topic to the table. If you're not planning to attend but have an opinion, feel free to email me before the meeting and your voice will be read.

Reminder we are still looking for a treasure to take over for Bob Hopkins. Please speak with Bob for full details of the position.

Happy Turning hope to see you at the next meeting

-Rick

## Meeting Minutes

### Old/New Business

#### ➤ **OWT Website**

- Bob Hopkins has found Dan Cordeiro to work on the web site.
  - Craig has spoken with Dan and it looks like he can do a similar site and make it more 2022 friendly.
  - We will be deciding on which way to go once we get the estimated cost.
  - Website enhancement suggestion: Add a member directory for members to contact other members
  - User Acceptance Testing (Dry Run) to be performed soon

#### ➤ **Demos Needed!!!**

- Looking for members who want to help the club by doing a demonstration at our monthly meeting.
- They can be done from your shop or at the school with Rick and Mike to do the Zoom part.

#### ➤ **Membership Committee**

- Now that Covid numbers are down and we are back live in person would like to target pre-covid members through email/snail mail and let them know we're back!
- Setup a membership drive
- Would like more cohesion with the WWGRI club, plenty of crossover between the clubs, potentially a good source for new members. Both clubs will be working together to expand and grow our memberships
- Looking for a member to head this up, design an attention-grabbing flyer, ideas, marketing experience? Help in general.

#### ➤ **Wood and Tool Exchange!**

- We've started a new program to exchange wood and tools
- Bring in a log or blank and exchange for another or purchase for \$5!
- Great way to try different species and get rid of unwanted tools

## Old/New Business cont.

### ➤ Turn a Pen

- We have plenty of Pen Kits and Blanks! Join us at 6pm on meeting nights to turn a pen
- Pens will be collected by the club and donated, possibly to the teachers at our school or RI Veterans as we did last year. Looking for other fundraisers also, let us know!
- You can also borrow the supplies to turn at home
- Chris Rowe will be organizing and collecting the pens - see Chris for details
- Thanks Chris! for stepping up to run the Pen Committee!

### ➤ General

- Have a good Tip or Trick? Share with the group at the next meeting!
- This Month's Tip was about how to dry turned pieces
  - Roland recommends a thin EVEN wall thickness put a paper bag over the top and one over the bottom, put this on a rack upside down (opening down). If it's really wet, he wraps the piece in shrink wrap for a week or so with holes in the opening to release moisture before switching to the paper bags.
  - Wayne mentioned (for twice turned pieces) Brett Sousa stores the piece in a plastic bag with the shavings, every week turn the bag inside out and put it back in. Another way is to soak the piece in Denatured Alcohol wrapped in newspaper for a few days before re-turning.

### ➤ Cranston Fall Festival

- OWT Club Event
  - Saturday September 24<sup>th</sup> in Rolfe Square - Cranston RI (10am-4pm)
  - OWT booth fee is being waived for this event
  - We will be bringing lathes for live turning by club members
  - RI Rhode Show Advertisement
  - Looking for member volunteers to run the booth
  - **Asking all members to PLEASE donate (1) turned(signed) piece to be sold for charity donation**
  - Donation of all proceeds to Warwick Police K-9 Unit

# Wood Workers Guild of RI

**Meeting Night: 1<sup>st</sup> Wednesday of the month**  
7pm start

**Work Bench Build: Last Wednesday of the month**  
7pm Start

Check Them Out Here: [Wood Workers Guild of RI](#)





## Show and Tell

### **Rick Bugbee**


Catalpa Bowl with Halcyon Finish – (2 Coats) Water based sanding sealer was used as a base/seal coat instead of epoxy to reduce the finishing cost. \*Note Ambrosia Maple did not yellow with this method as it did with epoxy





**Chris Rowe**

Spalted European Beech Bowl from the grounds of Newport Mansion Chateau-sur-Mer  
Maple and Spalted Maple Plate/Platters, 18 ¾" platter has crack filled with epoxy and mica powder





## Roland Lavoie

Oak Vase – Let dry to 10% before epoxying to prevent further cracking as Oak cracks from the outside in. Cracks will be filled with Brass Filings before epoxy inside/outside. Notice the space (drive shaft) between tenon and piece, this significantly reduces the likelihood of cracking

Massive Choke Cherry Vase – Approximately 19" Deep!! He's waiting for custom parts to produce 30" Deep!!





### Jim Morgan

Maple Burl/Epoxy Hybrid Bowl (from the wood rack) finished with ACK's Sanding and Wax  
Segmented Hollow Form turned for his last graduate student from wood native to the Western Hemisphere – Feature  
ring is based on a detail from a Frank Lloyd Wright Stained Glass Window  
Wood: Mahogany, Bloodwood, Yellowheart, Holly and Katalox finished with 4-5 coats of CrystaLac Brite Tone





**Jane Anthony**

2 Ambrosia Maple Bowls






## Demo

**Rick Angus**  
Inside Out Turning




**Rick Angus**


**Inside Out Turning**


















Ocean Woodturners Group E-mail is [Oceanwoodturner@freelist.com](mailto:Oceanwoodturner@freelist.com) you must sign up to receive this:

1. Go to [Oceanwoodturners.com](http://Oceanwoodturners.com)
2. Select become a member
3. Go to step 4 and add your e-mail to enroll

Email Jeff Mee at [jmee@hotmail.com](mailto:jmee@hotmail.com) if you're having trouble.

Check out the Ocean Woodturners Facebook page!!  
Make sure to Like and Share to help bring much-needed public exposure to our Club!

[www.facebook.com/OceanWoodturners/](https://www.facebook.com/OceanWoodturners/)

**NEXT MEETING:**

Thursday July 21<sup>st</sup>, 2022 - Learn-N-Turn @ 6:00PM - Meeting @ 6:30PM  
Zoom Link will be e-mailed to members and posted above

Club Website: [www.oceanwoodturners.com](http://www.oceanwoodturners.com)

Club Facebook: [Ocean Woodturners Facebook Page](#)

Club YouTube: [Ocean Woodturners YouTube Channel](#)

AAW Website: [www.Woodturner.org](http://www.Woodturner.org)

Webmaster: Craig Verrastro  
[webmaster@oceanwoodturners.com](mailto:webmaster@oceanwoodturners.com)